

3070-76-S

S E R V I C E N O T E

Supersedes:
[NONE]

Agilent 3070 Series 3 Board Test Systems

Serial Numbers: US40250106, US40280156, US40280166, US40280167, US40280168, US40280169, US40280173, US40280174, US40280179, US40300140, US40300141, US40300142, US40300144, US40300145, US40300146, US40300149, US40300150, SG43440120, SG43440125, SG43440126, SG43440128, SG43440131, SG43450107, SG43450108, SG43450111, SG43450113, SG43450116, SG43450117, SG43450118, SG43450119, SG43450120, SG43450124, SG43450125, SG43460105, SG43460106, SG43460111, SG43460112, SG43470111, SG43470115, SG43470116, SG44400100, SG44400102 to SG44400128, SG44410100, SG44410102 to SG44410141, SG44420102 to SG44420120, SG44500100R to SG44500103R, SG44510100R to SG44510113R, SG45090100 to SG45090103, SG45100100

POSSIBLE PINCH HAZARD

WARNING

Potential operator safety hazard when adjusting the Monitor Arm.

To Be Performed By: Agilent-Qualified Personnel or Customer

Parts Required:

P/N	Description	Qty.
E9900-68715	Support arm label kit	1
N7200-84366	Service Note Label	1

ADMINISTRATIVE INFORMATION

SERVICE NOTE CLASSIFICATION:			
SAFETY			
ACTION CATEGORY:	AGREEABLE TIME	STANDARDS: LABOR: 10 min	
LOCATION CATEGORY:	ON-SITE	SERVICE INVENTORY: SEE TEXT	USED PARTS: SEE TEXT
AVAILABILITY:	End of Support		
AUTHOR: Chin-Hong Kwek PRODUCT LINE: 80 ADDITIONAL INFORMATION: E9900-68715 and N7200-84366 are orderable through SPD (Service Parts Delivery) at 1-800-816-8650. Reference the service note number in the activity description field of the SR (Service Request).			

© AGILENT TECHNOLOGIES, INC. 2005
PRINTED IN U.S.A.



August 18, 2005

Situation:

Agilent has identified potential safety hazard points (pinch points) that may cause minor injury to users of the Ergotron support arm (Agilent P/N, E9900-60108) on the 3X7X system. Injury may happen when rotating the keyboard tray or adjusting the height of the arm.

Solution/Action:

In an effort to reduce the chance of creating a dangerous environment for our customers, the following actions are required:

- 1) Locate and remove the caution label on the Ergotron support arm as shown in Figure 1.
- 2) Clean the arm with a damp cloth and allow arm to dry.
- 3) Apply the new label from the kit as shown in Figure 2.
- 4) Read the updated manual on the potential pinch hazard points (Refer to page 3).




Figure 1: Location of the caution label

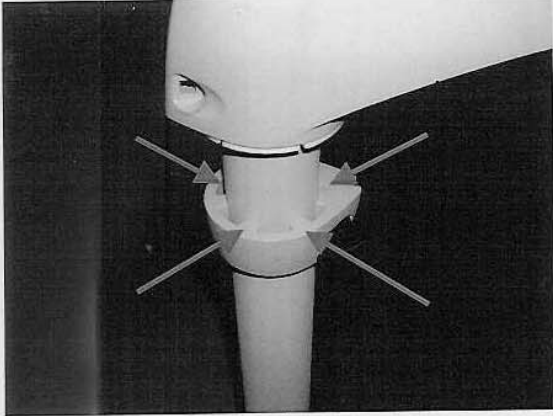


Figure 2: Location of new label on the pole

- 5) Upon completion fill out and install the Service Note label (Part Number N7200-84366).



Potential pinch point hazard locations



CAUTION




Means a Pinch point hazard that may cause minor or moderate injury if the warning is ignored.

Do not place fingers/hand between the collar and arm when adjusting the height of the support arm



Do not place fingers/hand in the slot (see arrow) when rotating the arm



Do not place fingers/hand near the rounded edge when rotating the keyboard up and down.